

# HCTDCUL SPECIALTY OVERHEAD OPERATOR

Ideal for multi-unit residential parking facilities.



## PRODUCT HIGHLIGHT

### SMOOTH START/STOP

Ensures Low-Maintenance Performance

### NOISE-ISOLATING DESIGN

Provides for Exceptionally Smooth and Ultra-Quiet Operation

## RELIABLE

**BATTERY BACKUP** SECURES AND SAFEGUARDS YOUR PROPERTY BY PROVIDING STANDBY POWER WHEN THE POWER IS DOWN.

**HEAVY-DUTY COMMERCIAL GEAR-DRIVEN TRANSMISSION** PROVIDES UNSURPASSED RELIABILITY.

**SMOOTH START/STOP OPERATION** AND MID-TRAVEL REVERSAL EXTEND OPERATOR HARDWARE LIFE.

**YELLOW ZINC DICHROMATE RAIL FINISH** (8,10,12 FT.)/**CLEAR ZINC RAIL FINISH** (14,16 FT.) OFFERS MAXIMUM RUST PROTECTION.

**WARRANTY** 5 YEARS.

## SMART

**NOISE ISOLATORS** PROVIDE EXCEPTIONALLY SMOOTH AND QUIET PERFORMANCE.

**SELECTABLE SPEED CONTROL** OPENS UP TO 11" PER SECOND,

**LOW-PROFILE DESIGN** INSTALLS EASILY IN TIGHT APPLICATIONS AT ONLY 8" IN HEIGHT.

**myQ® TECHNOLOGY** ENABLES YOU TO SECURELY CONTROL AND MONITOR YOUR GATE OPERATOR FROM ANYWHERE.\*

## SAFE AND SECURE

**SECURITY+ 2.0®** SAFEGUARDS FACILITY ACCESS WITH ROLLING CODE TECHNOLOGY, OPENING FOR REGISTERED DEVICES ONLY.

**POSILOCK®** AUTOMATICALLY POWERS THE OPERATOR AND RETURNS THE GATE/DOOR TO THE CLOSED POSITION WHEN PUSHED OFF THE CLOSED LIMIT.

**QUICK CLOSE AND ANTI-TAILGATE** QUICKLY SECURE THE PROPERTY, PREVENTING UNAUTHORIZED ACCESS.

**FIRE DEPARTMENT COMPLIANCE** ALLOWS GATE/DOOR TO AUTO-OPEN UPON LOSS OF AC POWER OR BATTERY DEPLETION.

**UL® LISTED** GATE OPERATORS WITH MONITORED SAFETY ENTRAPMENT PROTECTION DEVICES.

\*Cellular data or Wi-Fi® connection required. Test equipment regularly and follow safety instructions.

## INCLUDED ACCESSORIES:

### MONITORED COMMERCIAL PROTECTOR SYSTEM®

Increases entrapment protection with through-beam infrared sensors with heavy-duty housings and brackets; NEMA 4 rated; max. range: 45 ft.



CPSUN4G

## SAFETY ADD-ONS:

### MONITORED RETRO-REFLECTIVE PHOTO EYE

Enhanced retro-reflective photo eye now with heater and wider beam, engineered to stay aligned; max. range: 50 ft.



LMRRUL

### MONITORED THROUGH-BEAM PHOTO EYES

Enhanced through-beam now with wider beam and heater for high performance in most environments; max. range: 90 ft.



LMTBUL

## TOTAL SOLUTION ACCESSORIES:

### SMART VIDEO INTERCOM - L

Cloud-based access control for residential communities.



CAPXL

### CONNECTED ACCESS PORTAL, 2-DOOR CONTROLLER

Keypad and proximity reader functionality controls a single-entry access.



CAP2D

### HIGH-TRAFFIC DC BARRIER GATE OPERATOR

Provides easy in-and-out access 24 hours a day to keep traffic flowing.



MAT

### PLUG-IN LOOP DETECTOR

Identifies vehicles within the gate or door pathway.



LOOPDTLM

### RED/GREEN TRAFFIC LIGHT

Assures safe entering and exiting by indicating door status.



RGL24LY

# MASTERFUL ENGINEERING.

HCTDCUL

SPECIALTY OVERHEAD OPERATOR

## MECHANICS



- 24VDC Continuous-Duty Motor
- **Operator Duty Rating:** High-Cycle, High-Temperature Continuous Duty on 8, 10 and 12 ft. Rails; 600 Cycles on 14 and 16 ft. Rails
- **Wormgear Reduction:** Oil-Bath Gearbox with 28:1 Gear Reducer

## POWER



- 120/230V Single-Phase
- **Accessory Power:** 24VDC 500mA Output
- **Solar-Ready, Ultra-Reliable System:** Delivers Power When and Where You Need It (LMRRUL/LMTBUL Heater Option Not Recommended for Solar Applications)

## COMMERCIAL-GRADE DESIGN



- **Chassis:** Constructed with 1/4 in. black powder coated steel for rust prevention
- **Trolley Assembly:** Heavy-Duty 12-Gauge Steel Track with 6 UHMW Rollers
- **UL® Usage Classification:** II, III and IV
- **Weights:**

- Powerhead = 86 lbs.

### Yellow Zinc Dichromate Finish

- HCT08—8 ft. Rail = 93 lbs.
- HCT10—10 ft. Rail = 111 lbs.
- HCT12—12 ft. Rail = 129 lbs.


### Clear Zinc Finish

- HCT14—14 ft. Rail = 150 lbs.
- HCT16—16 ft. Rail = 172 lbs.

## TEMPERATURE SPECIFICATIONS



-4°F (-20°C) to 140°F (60°C)



## CAPACITIES

Rated for Overhead Doors or Gates with up to 16 ft. Rail or Weighing up to 1,000 lbs.




## GATE TRAVEL SPEED

BI-PART DELAY OFF (DEFAULT) = 8 IN./SEC. OPEN SPEED\*

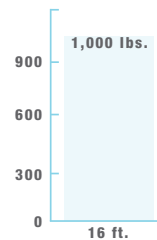
BI-PART DELAY ON (FAST) = 11 IN./SEC. OPEN SPEED\*

\*Select gate travel speed using the BI-PART DELAY switch and enable a high-speed open option to help flow in high-traffic areas (open speed only).



## RAILS

- HCT08: 121.5"
- HCT10: 145.5"
- HCT12: 169.5"
- HCT14: 193.8"
- HCT16: 217.8"



## STANDARD FEATURES.

### PRE-MOTION WARNING ALARM

- Activates On-Board Alarm 3 Seconds Prior to Gate Motion

### EXTERNAL ALARM RESET BUTTON

- Instantly Resets the Built-In Safety Alarm Siren

### MAXIMUM-RUN TIMER

- Protects Against Damage to the Gate and Operator by Limiting the Unit's Run Time to 120 Seconds

### DYNAMIC BRAKING SYSTEM

- Adds Substantial Gate Position Control at All Points of Travel

### MONITORED SAFETY INPUTS

- 3 Main Board, 3 Expansion Board

### SECURITY+ 2.0® ON-BOARD RADIO RECEIVER

- Up to 50 Remote Controls (Unlimited with 811LMX/813LMX)

### LED DIAGNOSTIC DISPLAY

- Simplifies Installation and Troubleshooting

### PROGRAMMABLE AUXILIARY RELAYS

- Make Adding Additional Features Easy

## SUPPORT.



For Support Tools and Training Videos, Visit [LiftMasterTraining.com](http://LiftMasterTraining.com)

For More Information on Gate Operators, Visit [LiftMaster.com/UL325Gates](http://LiftMaster.com/UL325Gates)

To Find the Right Perimeter Access Solution for You, Visit [LiftMaster.com/Solution-Generator](http://LiftMaster.com/Solution-Generator)



Sales Support: 800.282.6225  
Technical Support Center: 800.528.2806  
To Order: 800.323.2276

